



Power-Sonic Europe Limited

A subsidiary of the Power-Sonic Corporation USA

SUCCURSALE FRANCE

5-7, avenue du Général de Gaulle-60300 SENLIS

Tél : 03 44 32 18 17 Fax : 03 44 32 18 18

Web-site : www.power-sonic-fr.com E.Mail : contact@power-sonic-fr.com

CERTIFICAT D'ORIGINE

Je soussignée, Madame Karen COSTA, Directrice de Power-Sonic Europe Ltd
5-7 Avenue du Général de Gaulle 60300 SENLIS – France, certifie que nos batteries sont
d'origine : **CHINE**

Fait à Senlis, le 29 février 2016

POWER - SONIC EUROPE LTD
SUCCURSALE FRANCE
5,7 Av. Général de Gaulle
60300 SENLIS
Tél. 03 44 32 18 17
Fax 03 44 32 18 18
E-mail : power-sonic@wanadoo.fr



BS EN ISO 9002 Certificate No. 4517

3 Buckingham Square, Hurricane Way, Wickford, Essex SS11 8YQ, England. Tel: (01268) 560686 (5 lines) Fax: (01268) 560902
E-mail: sales@power-sonic.co.uk Web site: www.power-sonic.co.uk Registered in the UK No. 2014543



CERTIFICAT DE CONFORMITE

TRANSPORT AERIEN – MARITIME - TERRESTRE

Nous soussignés, POWER-SONIC EUROPE LTD 5-7 Avenue du Général De Gaulle 60300 SENLIS – France, fabricant d’accumulateurs électriques au plomb sous la marque commerciale POWER SONIC, certifions que l’ensemble de notre gamme de batteries industrielles étanches a subi avec succès les épreuves de vibration, de position et de pression différentielle selon les dispositions réglementaires IMDG et OACI .

De plus, ces accumulateurs électriques inversables ont subi avec succès l’épreuve de tenue à 55°C, comme décrit dans le paragraphe A67 de la réglementation IATA et dans le CODE IMDG (page 8121). Ils sont solidement assujettis dans leur emballage et les bornes sont protégées contre tout court-circuit.

A ce titre, et suivant les termes des dispositions A67 du IATA, et CODE IMDG (page 8121), ces accumulateurs ne sont pas soumis à la réglementation pour le transport des matières dangereuses.

Fait à Senlis, le 3 Janvier 2016

POWER - SONIC EUROPE LTD
SUCCURSALE FRANCE
5,7 Av. Général De Gaulle
60300 SENLIS
Tél. 03 44 32 18 17
Fax 03 44 32 18 18
E-mail : power-sonic@wanadoo.fr



Power-Sonic Europe Limited, 3 Buckingham Square, Hurricane Way, Wickford, Essex SS11 8YQ
Email Address: sales@power-sonic.co.uk - Website www.power-sonic.co.uk
Tel: +44 (0)1268 560686 Fax: +44 (0)1268 560902

TRANSPORTATION OF POWER-SONIC BATTERIES BY AIR

NOT RESTRICTED, AS PER SPECIAL PROVISION A67

After consultation with the **DANGEROUS GOODS OFFICE** of the **CIVIL AVIATION AUTHORITY**, **POWER-SONIC BATTERIES** can be transported according to PI 872 and according to A67 as not restricted (IATA Dangerous Goods Regulations).

The **CLASSIFICATION** for this type of battery is **UN2800 BATTERIES WET, NON-SPILLABLE**, electric storage.

POWER-SONIC BATTERIES COMPLY IN FULL WITH SPECIAL PROVISION A67 which applies to this classification and states that:

NON-SPILLABLE BATTERIES are **not RESTRICTED** for at a Temperature of 55°C (130°F) the electrolyte will not flow from a ruptured or cracked case and there is no free liquid to flow, and if, when packed for transport, the terminals are protected from short circuit.



Power-Sonic Europe Limited, 3 Buckingham Square, Hurricane Way, Wickford, Essex SS11 8YQ

Email Address: sales@power-sonic.co.uk - Website www.power-sonic.co.uk

Tel: +44 (0)1268 560686 Fax: +44 (0)1268 560902

TRANSPORTATION OF POWER-SONIC BATTERIES BY SEA

NON-DANGEROUS GOODS

The **CLASSIFICATION** for this type of battery is **UN2800 BATTERIES WET, NON-SPILLABLE, ELECTRIC STORAGE.**

POWER-SONIC BATTERIES COMPLY IN FULL WITH IMDG SPECIAL PROVISIONS

SP238.1 and 238.2 (CHAPTER 3.3) which apply to this classification:

Special Provision 238.1 Batteries can be considered as **non-spillable** provided that they are capable of withstanding the vibration and pressure differential tests given below, without leakage of battery fluid:

- *Vibration test: The battery is rigidly clamped to the platform of a vibration machine and a simple harmonic motion having an amplitude of 0.8 mm (1.6 mm maximum total excursion) is applied. The frequency is varied at the rate of 1 Hz/min between the limits of 10 Hz and 55 Hz. The entire range of frequencies and return is traversed in 95 ± 5 minutes for each mounting position (direction of vibration) of the battery. The battery is tested in three mutually perpendicular positions (to include testing with fill openings and vents, if any, in an inverted position) for equal time periods.*
- *Pressure differential test: Following the vibration test, the battery is stored for six hours at 24°C ± 4°C while subjected to a pressure differential of at least 88 kPa. The battery is tested in three mutually perpendicular positions (to include testing with fill openings and vents, if any, in an inverted position) for at least six hours in each position.*
- *Non-spillable type batteries which are an integral part of and necessary for the operation of mechanical or electronic equipment shall be securely fastened in the battery holder on the equipment and protected in such a manner as to prevent damage and short circuits.*

Special Provision 238.2 Non-spillable batteries are **not subject to the provisions of this Code** if, at a temperature of 55°C, the electrolyte will not flow from a ruptured or cracked case and there is no free liquid to flow and if, when packaged for transport, the terminals are protected from short circuit.



*Power-Sonic Europe Limited, 3 Buckingham Square, Hurricane Way, Wickford, Essex SS11 8YQ
Email Address: sales@power-sonic.co.uk - Website www.power-sonic.co.uk
Tel: +44 (0)1268 560686 Fax: +44 (0)1268 560902*

TRANSPORTATION OF POWER-SONIC BATTERIES BY ROAD

NON-DANGEROUS

The **CLASSIFICATION** for this type of battery is **UN2800 BATTERIES WET, NON-SPILLABLE, ELECTRIC STORAGE.**

POWER-SONIC BATTERIES COMPLY IN FULL WITH ADR SPECIAL PROVISION 598 (CHAPTER 3.3) which applies to this classification and states that:

“New storage batteries are not subject to the requirements of ADR when:

- a) they are secured in such a way that they cannot slip, fall or be damaged.
- b) they are provided with carrying devices, unless they are suitably stacked, e.g. on pallets.
- c) there are no dangerous traces of alkalis or acids on the outside
- d) they are protected against short circuit.”

MATERIAL SAFETY DATA SHEET

1 IDENTIFICATION OF THE PRODUCT AND OF THE SUPPLIER		
1.1	Product:	Value Regulated Lead-Acid (VRLA) Industrial Battery
	Classification:	Battery, wet, Non-Spillable, electric storage, Class UN2800.
	Product	Product PS, PG, PSG, PGFT, PSX, OPzV, PSH, PSG, PHR, DCG, PDC.
	Relevant identified uses of the product and uses advised against	<p><u>Relevant identified uses:</u> * Product is a source of electrical energy for use with electrical and electronic equipment, Standby: Telecoms; UPS; alarm and security systems; emergency lighting; utility switching Cyclic: Golf Trolleys, portable tools, portable lighting, wheelchairs, remote telemetry Energy storage: Photovoltaic energy systems (PVES); wind turbines</p> <p><u>Uses advised against:</u> Automotive, commercial, and agricultural SLI applications</p> <p>Reason why uses advised against: High starting and ignition current demands beyond the design of internal and external current carrying components</p>
Detail of Supplier:	<p>Address: Power-Sonic Europe Ltd 3 Buckingham Square Wickford Essex SS118YQ</p> <p>Contact: Ken Gainda Position: Technical Manager Telephone: 01268 560686</p> <p>email: ken.gainda@power-sonic.co.uk</p>	
2 HAZARDS IDENTIFICATION		
	VRLA Battery	*Non-Hazardous:- The VRLA Battery presents no chemical hazards during the normal operation provided our recommendations for handling, storage, transport and usage are observed
2.1	Classification according to CLP Regulation (EC)	*This product does not meet the criteria for classification in any hazard class according to Regulation (EC) No 1272/2008 on classification, labelling and packaging of substances and mixtures. However a safety data sheet is being supplied for it to meet customer's requirements for similar information.
2.1.1	Additional	*The following information is offered for general hazard considerations
		<p>Mechanical VRLA Batteries can be heavy. Correct manual handling techniques and/or mechanical lifting aides (e.g. Fork Lift Truck) must be used</p> <p>Electrical VRLA Batteries can contain large amounts of electrical energy which can give high discharge currents and severe electrical shock of the terminals are short circuited.</p> <p>Chemical</p> <ul style="list-style-type: none"> • VRLA Batteries emit hydrogen gas which is highly flammable and will form explosive mixtures in air from approx. 4% to 76%. This can be ignited by a spark at any voltage, naked flames or other sources of ignition • If the battery is broken and the internal components exposed, hazards may exist which require careful attention.
2.1.2	* In case of accidental damage causing cracks, splits or rupture of the battery case	
	Plate Grids and Active Materials:	<p>*Metallic Lead, Lead alloys and Lead inorganic compounds:</p> <ul style="list-style-type: none"> • Lead poisoning is usually caused by inhalation of minute particles of Lead fume and dust, which are absorbed by the blood stream from the lungs and deposited in the bone marrow. • Lead is only slowly released from the bones and thus has an accumulative effect causing chronic poisoning. • TOXIC by ingestion or inhalation of dust, vapour or fume • May cause harm to the unborn child • Harmful by inhalation and if swallowed • Danger of cumulative effects
	Battery electrolyte	*Dilute Sulphuric acid Severe IRRITATION and DAMAGE to internal tissues if swallowed, IRRITATION of eyes and skin and may cause BURNS and DERMATITIS.
	Battery case material	*ABS (Acrylonitrile-Butadiene-Styrene Copolymer) Standard Grade, UL94:HB & Flame Retardant (V0) Grade, UL94:V0. No Hazard in normal use. Material can burn in a fire with toxic smoke and decomposition products.
	Separator material	*Absorbent Glass Matt (AGM) Separator The fibres may cause IRRITATION to skin or eyes upon exposure, and to internal tissues if inhaled or swallowed.

¹ For full text of Hazard Statements (H-No's) see SECTION 16

3 COMPOSITION/ INFORMATION ON INGREDIENTS						
3.1 Substances present in the product						
Components	*Hazard Statement	Substances	Approximate % (W/W)	Chemical Symbol	CAS No.	
Plate Grid	H301 H331	Metallic Lead Calcium Tin	30 to 40 < 0.1 <2	Pb Ca Sn	7439-92-1 7440-70-2 7440-31-5	
Active Materials	H301 H311 H331	Lead Monoxide Lead Dioxide (Lead IV Oxide) Barium compound	< 0.1 35 to 45 < 1.5	PbO PbO ₂ Ba	1317-36-8 1309-60-0 7440-39-3	
Battery Electrolyte	H302 ; H312 H314 ; H315 H319 ; H332 H335	Dilute Sulphuric Acid	10 to 20	H ₂ SO ₄	7664-93-9	
Case Material		Standard Grade, UL94:HB • ABS (Acrylonitrile-Butadiene-Styrene Copolymer) Flame Retardant (FR) Grade, UL94:V0 • ABS (Acrylonitrile-Butadiene-Styrene Copolymer) • Tetrabromobisphenol-A-diglycidylether with tribromophenol • Antimony trioxide	5 to 10 5 to 10 <0.1 <0.01		9003-56-9 9003-56-9 40039-98-8 1309-64-4	
Separator Material	H513 ; H319 H335 ; H351	Absorbent Glass Matt (AGM) Separator (100% Borosilicate Glass Microfiber)	2 to 5		65997-17-3	

Inorganic lead and battery electrolyte (Dilute Sulphuric Acid) are the main components of VRLA batteries. Other substances may be present but in small amounts dependant on battery type. Contact Power-Sonic Europe Ltd for further information

4 FIRST AID MEASURES
This information is of relevance only if the VRLA Battery has suffered damage, is broken and persons have direct contact with the internal components

Components		Action
4.1 Plate Grids and Active Materials	Inhalation:	Remove the person from exposure to fresh air. Seek advice from a medical doctor
	Ingestion:	Wash out mouth with water and give plenty of water to drink. Do not induce vomiting. Seek advice from a medical doctor
	Skin Contact:	Wash off with plenty of water and soap to prevent accidental ingestion or inhalation. Seek medical advice if pain or rash does not reduce
	Eye Contact:	Immediately irrigate with eyewash solution or clean water for at least 10 minutes, holding the eyelids apart. Then take the person to hospital without further delay
	Self-protection: for the first aider	Eye protection (safety glasses or face shield), and heavy-duty gloves are required. In case of inhalation, a face mask or respirator may be required
4.2 Battery Electrolyte		SPEED IS ESSENTIAL - OBTAIN IMMEDIATE MEDICAL ATTENTION
	Inhalation	Remove the person from exposure to fresh air. If the person continues to feel unwell seek advice from a medical doctor
	Ingestion	Wash out mouth with water and give plenty of water to drink. Do not induce vomiting. If the person continues to feel unwell seek advice from a medical doctor
	Skin Contact:	Drench *the area with large quantities of water. Remove contaminated clothing and place in water to dilute the acid Continue to wash the affected area for at least 10 minutes. Seek advice from a medical doctor
	Eye Contact:	SPEED IS ESSENTIAL - OBTAIN IMMEDIATE MEDICAL ATTENTION Immediately irrigate with eyewash solution or clean water for at least 10 minutes, holding the eyelids apart. Then take the person to hospital without further delay Eye protection (safety glasses or face shield), and heavy-duty gloves are required. In case of inhalation, a face mask or respirator may be required.
Self-protection for the first aider		

¹ For full text of Hazard Statements (H-No's) see SECTION 16

4 FIRST AID MEASURES Continued			
This information is of relevance only if the VRLA Battery has suffered damage, is broken and persons have direct contact with the internal			
4.3	Case Material	Inhalation	Material can burn in a fire with toxic smoke and decomposition products Upon inhalation of decomposition products, keep patient calm, remove to fresh air, and seek advice from a medical doctor. If a large quantity is inhaled take the person to a hospital. Note to physician: Treat according to symptoms (decontamination, viral functions), no known specific antidote
		Ingestion	Wash out mouth with water and give plenty of water to drink. Do not induce vomiting If the person continues to feel unwell seek advice from a medical doctor
		Skin Contact:	Areas affected by molten material should be quickly placed under cold running water and a sterile protective dressing applied. Seek advice from a medical doctor.
		Eye Contact:	May cause irritation or injury due to mechanical action and traces of Battery Electrolyte. Immediately irrigate with eyewash solution or clean water for at least 10 minutes holding the eyelids apart. Then take the person to hospital without further delay
		Self-protection for the first aider	Eye protection (safety glasses or face shield), and disposable gloves are required. In case of inhalation, a face mask or respirator may be required.
4.4	Separator Material	Inhalation	Remove patient from exposure to fresh air. If irritation persists, seek advice from a medical doctor
		Ingestion	Wash out mouth with water and give plenty of water to drink. Do not induce vomiting. If the person continues to feel unwell seek advice from a medical doctor.
		Skin Contact:	After contact with skin, wash immediately with plenty of soap and water. If irritation persists, seek advice from a medical doctor
		Eye Contact:	May cause irritation or injury due to mechanical action and traces of Battery Electrolyte. Immediately irrigate with eyewash solution or clean water for at least 10 minutes holding the eyelids apart. Then take the person to hospital without further delay
		Self-protection for the first aider	Eye protection (safety glasses or face shield), and disposable gloves are required. In case of inhalation, a face mask or respirator may be required.
5 FIRE-FIGHTING AND EXPLOSION HAZARD MEASURES			
	VRLA Battery	General Information	<ul style="list-style-type: none"> VRLA Batteries emit hydrogen gas which is highly flammable and will form explosive mixtures in air from approx. 4% to 76%. This can be ignited by a spark at any voltage, naked flames or other sources of ignition. Batteries in use will be part of an electrical circuit and must be isolated from the power source before attempting to put out a fire. Switch the power OFF before disconnecting the batteries from the power source. Damaged batteries may expose negative plates, grey in colour, which may ignite if allowed to dry out. These plates may be wetted down with water after the battery has been removed from all electrical circuits.
5.1	*Extinguishing Media	Suitable extinguisher types:	CO ₂ ; Foam; Dry Powder
		Unsuitable extinguisher types:	Water extinguishers must never be used to put out an electrical fire.
5.2	*Special hazards	Hazardous combustion & decomposition products:	Carbon monoxide, Sulphur Dioxide, Sulphur Trioxide, Lead fume and vapour, toxic fumes from decomposition of battery case materials
5.3	*Advice for firefighters		Full face visor or safety goggles; Respiratory equipment or self-contained breathing apparatus (SCBA); Full acid resistant protective clothing must be worn in fire-fighting conditions

Note: If appropriate refer to Sections 8 and 13

6 ACCIDENTAL RELEASE MEASURES
This information is of relevance only if the VRLA Battery has suffered damage and is broken.

6.1	Components		
	VRLA Battery	*General Information:	VRLA batteries are designed to be safe to handle and not to leak battery electrolyte under normal conditions. In case of accidental damage heavy-duty gloves are required to pick-up the battery to protect against unseen electrolyte leakage *and sharp components
	Plate Grids and Active Materials	Personal Precautions:	Eye protection (safety glasses or face shield), and heavy-duty gloves are required. If the material is wet, a face mask or respirator is not required If the material is dry, a face mask or respirator is required
		Environmental Precautions:	Do not allow material to enter a watercourse. Exposed Lead *compounds must be placed in an inert sealed container (e.g. self-seal plastic bag or bucket) for disposal, see Section 13.
		Methods & material for containment and cleaning up:	Large, solid pieces may be picked up and bagged for recycling. Never use a brush to sweep up debris; it may create Lead-dust in the air. Wet clean the spill area to remove all traces of debris. Battery debris and cleaning materials must be collected and placed in an inert sealed container (e.g. self-seal plastic bag or bucket) for disposal, see Section 13.
	Battery Electrolyte:	Personal Precautions:	Ensure suitable, acid resistant personal protective clothing (including heavy duty gloves, safety glasses and respiratory protection) is worn during removal and clean-up of spillages.
		Environmental Precautions:	Battery electrolyte must not be allowed to enter any drains or sewage system or water course.
		Methods & material for containment and cleaning up:	<u>Small spillages:</u> Neutralise and absorb the spillage using soda ash, sodium bicarbonate (available from supermarkets), sodium carbonate or calcium carbonate powder. Wet clean the spill area to remove all traces of debris. Battery debris and cleaning materials must be collected and placed in an inert sealed container (e.g. self-seal plastic bag or bucket) for disposal, see Section 13. <u>Large spillages:</u> Large amounts of electrolyte spillage are unlikely with VRLA batteries since the electrolyte is fully absorbed in the active materials and separator. Bund the spillage area using dry sand, earth, sawdust or other inert material. Neutralise the electrolyte using soda ash, sodium bicarbonate (available from supermarkets), sodium carbonate or calcium carbonate powder. Wet clean the spill area to remove all traces of debris and electrolyte. Cleaning materials must be collected and placed in an inert sealed container (e.g. self-seal plastic bag or bucket) for disposal, see Section 13.
	Case Material:	Clean-up Methods:	Assume battery case material is contaminated and proceed as for Plate Grids and Active Materials above
	Separator Material:	Clean-up Methods:	Assume *separator material is contaminated and proceed as for Plate Grids and Active Materials above.

Note: If appropriate refer to Sections 8 and 13











7 HANDLING AND STORAGE

	Component:	Action
7.1	VRLA Battery	Precautions For Safe Handling:
		Only trained operators should be allowed to handle VRLA batteries. *CAUTION: Batteries are 'live' at all times: there is no "ON" / "OFF" switch.
		PPE: No specialist protective clothing or equipment is required, except that for handling heavy weights. *It is good practice to wear safety footwear.
		Hygiene: There are no specialist requirements beyond good, standard workplace practices: *no smoking; no eating; wash hands before eating.
		Mechanical lifting aides: (e.g. FLT and pallet trucks) will be required to move pallets of batteries. Weight approximately 1 tonne.
		Mechanical handling aides: (e.g. trucks and lifters) will be required to handle individual batteries over 25 kg in weight.
	General Safety Considerations: Do not drop batteries: dents and deformation of the case may be an indication of internal damage to the battery. Cracks will allow electrolyte to escape. Do not place VRLA Batteries lid-to-lid so that terminals will short-circuit.	






Note: If appropriate refer to Sections 8 and 13

7 HANDLING AND STORAGE Continued			
7.1 cont.	VRLA Battery	Conditions For Safe Storage, Including Incompatibilities:	Store under a roof and protect against direct sunlight and adverse weather conditions including rain, snow and other sources of water.
			Storage of large quantities of VRLA batteries may require approval from local environmental protection agency and/or local water authorities.
			Pallets of VRLA Batteries are heavy. Store at ground level or in lower levels of storage systems (e.g. racking).
			Take special care in dry conditions to avoid the risk of electrostatic discharges.
			Protect against physical damage and exposure to organic solvents and other incompatible materials.
			Do not store VRLA batteries close to sources of heat, naked flames and sparks.
			Store batteries in their original packaging wherever possible. When batteries are removed from their original packaging (e.g. for transportation of small quantities), ensure new packaging protects the batteries from damage and the risk of short-circuit of the terminals.
			Ensure battery storage and top-charging areas are well ventilated. *DO NOT PLACE VRLA INDUSTRIAL BATTERIES IN A GAS-TIGHT ENCLOSURES DURING STORAGE, TRANSPORT OR USAGE.
	End-of-Life (EC WEEE Regulations)	1. Refer to EN 50272-1:2010, Safety requirements for secondary batteries and battery installations – Part 1 General safety information. 2. Refer to EN 50272-2:2001, Safety requirements for secondary batteries and battery installations – Part 2 Stationary batteries.	
8 EXPOSURE CONTROL/ PERSONAL PROTECTION			
	Components:		
8.1	VRLA Battery	Control Parameters:	There are no special control parameters for the handling, storage, installation of VRLA Batteries. VRLA Batteries emit hydrogen gas which is highly flammable and will form explosive mixtures in air from approximately 4% to 76%. Never install VLRA *industrial batteries in a gas-tight enclosure during storage, transport or usage.
8.2		Exposure Control:	There are no special exposure controls for the handling, storage, installation or us of VRLA Batteries.
8.3		Personal Protection:	When there is no evidence of damage or visible traces of liquid (electrolyte) or solid deposits on the batteries they may be handled safely without extra personal protective equipment.
			Ensure electrical insulation equipment is used when installing batteries. (e.g. insulated mats and covers; insulated tools)
			Remove ALL metallic objects from the person when working with VRLA Batteries: e.g. Jewellery (rings, watches, bracelets, necklaces), pens, torches, etc.
			Where there are signs of damage or liquid (electrolyte) or solid deposits, acid resistant gloves and clothing must be worn when handling the batteries and *contaminated packaging to protect against the effects of any electrolyte that may be present.
		UL CAUTIONARY STATEMENT:	"Warning: Risk of fire, explosion, or burns. Do not disassemble; heat above 50°C; or incinerate".




9 PHYSICAL AND CHEMICAL PROPERTIES			
Components			
9.1	VRLA Battery	<p>a) The main components are listed in SECTION 2 above.</p> <p>b) The undamaged product is a manufactured article in an inert plastic (ABS) case, which will burn if subjected to high temperatures or sources of ignition. Some battery types are made with Flame Retardant ABS cases, see technical specification. These batteries usually carry the suffix 'V0' after the battery type; e.g. PS-1270 V0. Some battery types are not available in Flame Retardant ABS cases.</p>	
The information below refers to the physical and chemical properties of the main VRLA Battery components and substances. This information is published for reference only.			
9.2	Plate Grids and Active materials:	Appearance	Safety-related data
		Form: Solid	Solidification point 327 °C
9.3	Battery Electrolyte:	Colour: Grey or brown	Boiling point 1740 °C
		Odour: Odourless	Solubility in water Very low (0.15mg/l)
9.4	Case Material:		Solubility in acid or alkaline solutions Yes, dependant on the strength of solution.
			Density (at 20°C) 11.35 g/cm ³
9.5	Separator Material:		Vapour pressure (at 20°C) Undetectable
		Form: Liquid	Solidification point -35 to -60 °C
9.3	Plate Grids and Active materials:	Colour: Colourless	Boiling point Approx. 108 to 114 °C
		Odour: Colourless	Solubility in water Complete
9.4	Case Material:		Density (at 20°C) Variable up to 1.350 g/cm ³
			Vapour pressure (at 20°C) 10-20 mmHg
9.5	Separator Material:	Form: Solid	Softening point > 100 °C (DIN 53460)
		Colour: Grey & Blue/ Orange	Flash Point >330 °C
9.3	Battery Electrolyte:	Odour: Slight odour	Solubility in water Insoluble
			Solubility in other solvents Soluble in polar solvents, aromatic solvents, chlorinated hydrocarbons.
9.4	Case Material:		Density (at 20°C) 1.07-1.4 g/cm ³ (DIN 53479)
			Vapour pressure (at 20°C) Undetectable
9.5	Separator Material:	Form: Fibrous material	Solidification point 820°C
		Colour: White	Boiling point >2500°C
9.3	Battery Electrolyte:	Odour: Odourless	Solubility in water Insoluble
			Density (at 20°C) 2.23g/cm ³
			Vapour pressure (at 20°C) Undetectable
10 STABILITY AND REACTIVITY			
Components			
10.1	VRLA battery	Stability	Within the operational temperature range -20 to +50 °C the undamaged product is stable
10.2	Plate Grids and Active materials:	Materials & Conditions to Avoid:	Powdered Lead reacts violently with fused ammonium nitrate and sodium acetylide. Reacts violently when in contact with chlorine trifluoride
10.3	Battery Electrolyte:	Possibility of Hazardous Reactions:	<ul style="list-style-type: none"> Dilution of the higher concentrated grades with water may liberate excessive heat. Highly reactive with metals and organic materials. On contact with metal with air. Destroys organic materials such as cardboard, wood, textiles, etc. Vigorous reaction with sodium hydroxide and alkalis.
		Hazardous Decomposition	• Sulphur oxide
10.4	Case Material:	Materials & Conditions to Avoid:	<ul style="list-style-type: none"> To avoid thermal decomposition, do not overheat. Starts to decompose at temperatures >275oC. Powerful oxidising agents.
		Hazardous decomposition Product(s):	• Monomers, other degradation products, traces of hydrogen cyanide
10.5	Separator Material:	Stability:	• Stable material.
		Materials & Conditions to Avoid:	• Incompatible with Hydrofluoric acid and concentrated Sodium Hydroxide
		Hazardous decomposition Product(s):	• No hazardous polymerisation expected.

11 TOXICOLOGICAL INFORMATION		
This information is of relevance only if the VRLA Battery has suffered damage and is broken		
	Components	
11.1	VRLA Battery	<ul style="list-style-type: none"> • This information does not apply to the undamaged VRLA Battery. It is of relevance if the battery is broken and the components are released to the environment. • Exposure limits may vary according to national law and regulations.
11 TOXICOLOGICAL INFORMATION Continued		
11.2	Plate Grids: Metallic Lead, Lead alloys	<p>Toxicity</p>  <ul style="list-style-type: none"> • Toxic by ingestion or inhalation • Chronic poison • Lead is a poison that affects virtually every system in the body • Symptoms include fatigue, headaches, constipation, aching bones and muscles, gastrointestinal tract disturbances and reduced appetite • Blood Lead levels of 80 µg/dl and above have been associated with both acute and chronic effects of Lead poisoning
11.3	Active materials: Lead dioxide.	<p>Toxicity</p>  <ul style="list-style-type: none"> • Toxic by ingestion or inhalation • Chronic poison • Chronic exposure to Lead compounds may lead to a build-up of Lead in the body, giving rise to a variety of health problems, including anaemia, kidney and liver damage, impaired eyesight, memory loss and CNS² damage
11.4	Battery Electrolyte:	<p>Dilute Sulphuric Acid</p>   <p>Corrosive, the more concentrated solutions can cause serious burns to the mouth, eyes and skin Harmful by ingestion and through skin contact</p>
		<p>Inhalation:</p> <p>Mist is a severe irritant to the respiratory tract. Fluid build up on the lung (pulmonary oedema) may occur up to 48 hours after exposure and could prove fatal</p>
		<p>Ingestion:</p>   <p>Will immediately cause severe corrosion of and damage to the gastrointestinal tract.</p>
11.5	Battery Electrolyte:	<p>Skin Contact:</p>   <p>Causes severe chemical burns</p>
		<p>Eye Contact:</p>   <p>Risk of serious damage to eyes. Causes severe burns. May cause prolonged or permanent damage or even total loss of sight. Mist will cause irritation</p>
11.6		
11.7	Case Material:	According to information available the product is not harmful to health provided it is correctly handled and processed according to the given recommendations.
	Separator Material:	Based on animal implantation and epidemiologic studies glass microfibers are thought to have some limited carcinogenic potential and as such are designated as Group 2B materials (IARC, US). The material should be treated as a category 3 carcinogen (Europe). Limited evidence of carcinogenic effect.

² CNS = Central Nervous System

12 ECOLOGICAL INFORMATION		
This information is of relevance only if the VRLA Battery has suffered damage and is broken		
Components		
12.1 VRLA Battery		This information does not apply to the undamaged VRLA Battery. It is of relevance if the battery is broken and the components are released into the environment.
12.2 Plate Grids and Active materials:	Metallic Lead, Lead alloys and Lead dioxide.	Chemical and physical treatment is required for the elimination of Lead from water. Waste water containing Lead must not be disposed of in an untreated condition.
	Eco toxicity: 	<ul style="list-style-type: none"> The general classification for Lead compounds, R50/53 does not apply to Battery Lead Oxide Tests in 2001 and 2005 have concluded that Battery Lead Oxide is NOT toxic for the environment; neither R50 nor R50/53 nor R51/53. Risk Phrase R52/53 (Harmful to aquatic organisms, may cause long-term adverse effects in the aquatic environment) applies to Battery Lead Oxide
	Effect in the aquatic environment  	<ul style="list-style-type: none"> Toxicity for fish: 96 h LC 50 > 100 mg/l Toxicity for daphnia: 48 h EC 50 > 100 mg/l Toxicity for alga: 72 h IC 50 > 10 mg/l
12.3 Battery Electrolyte:	Eco toxicity:  	<ul style="list-style-type: none"> In order to avoid damage to the sewerage system, the acid has to be neutralised by means of soda ash, sodium bicarbonate or sodium carbonate before disposal. Ecological damage is possible by change of pH. The electrolyte solution reacts with water and organic substances, causing damage to flora and fauna. The electrolyte may also contain components of Lead that can be toxic to aquatic environments
	Persistence and Degradation	Remains indefinitely in the environment as sulphate
12.4 Case Material:	Elimination information:	No data available: insoluble in water
	Behaviour and environmental fate:	Due to the consistency of the product, and its insolubility in water, it will apparently not be bio-available
12.5 Separator Material:		No data available: insoluble in water Not thought to pose any risk to the environment.
13 DISPOSAL CONSIDERATIONS		
Components		
13.1 VRLA Battery	Europe:	<ul style="list-style-type: none"> Spent (used) VRLA Batteries are subject to the requirements of the Batteries Directive 2006/66/EC on batteries and accumulators and waste batteries and accumulators. Spent (used) VRLA Batteries MUST be sent for recycling through an authorised contractor at the end-of-life. The WEEE Directive 2002/96/EC (Waste Electrical and Electronic Equipment) applies. Spent (used) VRLA Batteries MUST be removed from electrical and electronic equipment at the end-of-life.
	Worldwide:	<ul style="list-style-type: none"> VRLA batteries contain inorganic Lead compounds and Sulphuric Acid which are damaging to the environment. Spent (used) batteries must be disposed of in an environmentally friendly manner in accordance with local national laws and regulations. VRLA batteries must not be dismantled, burnt or incinerated as a means of disposal At the end of life VRLA batteries may still be electrically 'live' and contain a large amount of electrical energy. The same care and attention to safe handling should be taken as when handling new batteries. Particular care must be taken to avoid short-circuiting the battery terminals
13.2 Plate Grids and Active materials:	Europe Worldwide	<ul style="list-style-type: none"> Metallic Lead and active materials (Lead Oxides) must be recycled. Disposal must be carried out in accordance with the European Hazardous Waste Directive 2008/98/EC

13 DISPOSAL CONSIDERATIONS Continued			
13.3	Battery Electrolyte:	Europe	<ul style="list-style-type: none"> Disposal must be carried out in accordance with the European Hazardous Waste Directive 2008/98/EC on the protection of the environment through criminal law
		Worldwide General	<ul style="list-style-type: none"> Disposal should be in accordance with local, state or national legislation. Battery electrolyte is dilute Sulphuric Acid, the strength of which depends on the state of charge of the batteries. It must be neutralised before disposal. See Section 6 for clean-up and disposal advice.
13.4	Case Material:		<ul style="list-style-type: none"> Do not dispose of this product into sewers, any ocean or water course in order to prevent marine animals and birds from ingesting. Recycling is encouraged. Disposal by controlled incineration or source landfill in accordance with local national laws and regulations may be acceptable
13.5	Separator Material:		<ul style="list-style-type: none"> Constitutes a special waste by virtue of hazardous substance content. Dispose of via approved landfill site. Disposal by controlled source landfill in accordance with local national laws and regulations may be acceptable.
14 TRANSPORT INFORMATION			
Components			
	VRLA Battery	Land Transport	Land Transport (ADR / RID) <ul style="list-style-type: none"> UN No: UN2800 Classification ADR / RID: Class 8 Proper Shipping Name: BATTERIES, WET, NON-SPILLABLE electric storage Packing Group ADR: not assigned Tunnel code: E ADR / RID: New and spent (used) batteries are exempt from all ADR /RID SP 598)
		Sea Transport	Sea transport (IMDG Code) <ul style="list-style-type: none"> UN No: UN2800 Classification: Class 8 Proper Shipping Name: BATTERIES, WET, NON-SPILLABLE electric storage EmS: F-A, S-B Non-Spillable batteries meet the requirements of Special Provision 238; they are exempt from all IMDG codes and are not subject to special regulation for sea Transport
		Air Transport	Air Transport (IATA-DGR) <ul style="list-style-type: none"> UN No: 2800 Classification: Class 8 Proper Shipping Name: BATTERIES, WET, NON-SPILLABLE electric storage Special Provision A48: Packaging test are not considered necessary Special Provision A67: Power-Sonic's VRLA batteries meet the requirements of Packing Instruction 872. The battery has been prepared for transport so as to prevent: <ol style="list-style-type: none"> A short-circuit of the battery's terminals by packaging in a strong and sturdy carton box; AND/OR The battery has been fitted with an insulating cover (made from ABS) which prevents contact with the terminals. Unintentional activation is thus prevented The words "NOT RESTRICTED" and the Special Provision (SP) number must be indicated on all shipping documents <ul style="list-style-type: none"> Special Provision: A164: The battery has been prepared for transport so as to prevent: <ol style="list-style-type: none"> Short-circuit of the battery's terminals by packaging in a strong and sturdy carton box; AND/OR The battery has been fitted with a cover (made from ABS) which prevents contact with the terminals Unintentional activation is thus prevented
		All methods of transport:	DO NOT PLACE VRLA BATTERIES INSIDE SEALED OR GAS-TIGHT ENCLOSURES VRLA Batteries emit hydrogen gas which is highly flammable and will form explosive mixtures in air from approximately 4% to 76%. This can be ignited by a spark at any voltage, naked flames or other sources of ignition

15 REGULATORY INFORMATION				
Components				
15.1	VRLA Battery	Required Markings: 	Crossed-out wheeled bin indicating "SEPARATE COLLECTION" for all batteries and accumulators. Not to be disposed of with general domestic, commercial or industrial waste. Ref: The Batteries Directive 2006/66/EC	
			The Pb symbol indicates the heavy metal content of the battery and enables the Lead-Acid battery to be sorted for recycling. Ref: The Batteries Directive 2006/66/EC.	
			The International Recycling Symbol, required by law in many countries world-wide to facilitate the identification of secondary batteries and accumulators for recycling Ref: IEC 61429 : 1995, Marking of secondary cells and batteries with the International Recycling Symbol ISO 7000-1135.	
		EC Directives	Directive 2006/66/EC , on batteries and accumulators and waste batteries and accumulators. Paragraph (Recital) 29 states: "Directive 2002/95/EC of the European Parliament and of the Council of 27 January 2003 on the restriction of the use of certain hazardous substances in electrical and electronic equipment does not apply to batteries and accumulators used in electrical and electronic equipment."	
16 OTHER INFORMATION				
Components				
16.1	Abbreviations	Pb – the chemical symbol for Lead Ba – the chemical symbol for Barium Ca – the chemical symbol for Calcium Sn – the chemical symbol for Tin PbO ₂ – the chemical formulae for Lead Dioxide H ₂ SO ₄ – the chemical formulae for Sulphuric Acid VRLA – Valve Regulated Lead-Acid battery		
16.2	Key literature References	SDS documents from suppliers for components and raw materials		
16.3	CLP Regulations	Not Applicable		
16.4	*Hazard Statements (H-Statements)	*Hazard Statements (H-Statements) are part of the Globally Harmonized System of Classification and Labelling of Chemicals (GHS) . Hazard statements provide standardized wording to indicate the hazards of a product including, when appropriate, the degree of the hazard. In the European Union, H-statements will replace Risk phrases (R-phrases), as the GHS is phased in per Regulation (EC) No 1272/2008 (6.6 MB PDF file).		
		H-No.	R-No.	Hazard Statements (H-Statements)
		H312	R21	Harmful in contact with skin
		H302	R22	Harmful if swallowed
		H331	R23	Toxic by inhalation
		H311	R24	Toxic in contact with skin
		H307	R25	Toxic if swallowed
		H314	R35	Causes severe burns
		H319	R36	Irritating to eyes
		H335	R37	Irritating to respiratory system
		H315	R38	Irritating to skin
		H351	R40	Suspected of causing cancer
		H332	R49	May cause cancer by inhalation
		H402	R52	Harmful to aquatic organisms
H412 H413	R53	May cause long-term adverse effects in the aquatic environment		